



CITY CREEK
CENTER



CONSTRUCTION CRITERIA

11/21/2023

TABLE OF CONTENTS:

	Page
Introduction	3
Project Information	4
Structural	5
Heating, Ventilation and Air Conditioning	8
Plumbing	14
Electrical	18
Fire Alarm	21
Fire Protection	23
HVAC & BAS Systems - Schematic Diagrams	25

INTRODUCTION

Information contained in this section has been assembled to assist the architect and the architect's consultants in preparation of Construction Documents and Specifications. The architect is responsible for adhering to the requirements outlined in the **Lease Criteria** as well as the following criteria.

City Creek Center will provide an opportunity for Tenant's to express their individual identity & branding using high end, sophisticated and sustainable materials.

The following Construction Document Criteria and the Design Criteria, which are available on our website at [Taubman Tenant Coordination](#), were created to help define the Design Philosophy.

We encourage the use of sustainable design and construction practices for all aspects of Tenant improvements. Please reference the U.S. Green Building Council's website at usgbc.org for more information.

Landlord's approval of Tenant's design is intended to ensure that the Tenant's design respects the limitations of the Base Building systems; to ensure that the interfaces between the tenant systems and the Base Building systems conform to the respective limitations; and to assess that the Tenant's demand on the Base Building systems can be satisfied. Landlord approval does not insure satisfactory performance of tenant systems, nor compliance with any Code regulations and ordinances. It is the Tenant's sole responsibility to ensure that tenant systems will perform to the Tenant's satisfaction.

PROJECT INFORMATION

Landlord's Tenant Coordinator: The role of the Tenant Coordinator is to serve as liaison between Landlord and the Tenant, Tenant's architect, and Tenant's contractor. All plans and correspondence concerning Tenant's construction are to be submitted to the Landlord's Tenant coordination Department.

Tenant Coordination
City Creek Center

Heidi Schmidt, Sr. Tenant Coordinator
200 East Long Lake Rd., Suite #300
Bloomfield Hills, MI 48304-2324

Phone: (313) 410-1081
Email: hschmidt@taubman.com

Mail Address:

City Creek Center
Management Office
68 S. Main Suite B-100
Salt Lake City, UT 84101

Phone: (801) 238-5320
Fax: (801) 238-5321

Facilities Director: Tony Saucier

Phone: (804) 212-6333
Email: TSaucier@taubman.com

Address (see address protocol on tenant coordination website for more specifics):
50 South Main Street (Block 76) and 51 South Main Street (Block 75)
Salt Lake City, UT 84150

Building Information:

Construction Type: 1B fully sprinkled.

Zoning Classification: The Retail Center is classified as a non-separated, mixed-use occupancy that will include Assembly, Business, Mercantile, and Storage occupancies.

Building Heights:

First to Second Floor: 19'-0" +/- varies depending upon location. +/- 13'-4" clear from Top of Concrete to equipment (Field Verify all Conditions).

Second to Third Floor: 18'-0" +/- varies depending upon location. +/- 13'-4" in Block 76; +/- 13'-3" in Block 75 clear from Top of Concrete to equipment. (Field Verify all conditions).

Third Floor to Roof: 18'-0", 13'-4" clear from Top of Concrete to equipment (Field Verify all conditions).

STRUCTURAL

Modifications and Alterations: Modifications and alterations to Landlord's framing structure and floors will not be permitted without Landlord's prior written approval. In

the event that Landlord approves Tenant's request, Tenant shall leave Landlord's structure as strong as or stronger than original design with finishes unimpaired. Conditions vary by location. Refer to Base Building Structural drawings for more information and Field verify all structural conditions:

Floors

Block 75 and 76, Levels 1 and 2, Floor Cross Sections (Conditions vary by location. Refer to Base Building Structural drawings for more information and field verify all structural conditions:

1. Approximately 3-1/2" concrete over 3" composite steel deck.
2. Approximately 4" concrete over polystyrene foam fill of variable thickness
3. Approximately 6" concrete over 3" composite steel deck

Penetration of Landlord's Floor Structure

1. **Concrete Floor Trenching & Floor Penetrations:** Required by Tenant shall be coordinated with Landlord's Field Representative and shall be reviewed and approved by landlord's structural consultant.
 - a. All floor penetrations in food service/preparation areas and toilet rooms shall have water tight sleeves extending a minimum of 4" above finish floor. **Please refer to the Standard Floor Trenching & Penetration details on the website.**
2. **Concrete Floors with Geofam:** Utilities can be trenched just below the slab and backfilled with pea gravel. **Please refer to Standard Floor Trenching & Penetration Details on the website.**
3. **Structural Design Loads:** subject to Landlord review and approval.
 - a. **First Level:** 100 psf (Live Load)
 - b. **Second Level:** 100 psf (Live Load)
 - c. **Roof:** 30 psf + snow drift
4. **Mezzanines:** Subject to Landlord review and approval.
5. **Roof:** Structural design loads subject to Landlord review and approval. Tenant shall submit loading, roof framing analysis and support details - prepared by a structural engineer registered in the State of Utah for Landlord's review and approval.
6. **Seismic Restraint, Vibration Isolation and Sound Attenuation:** Vibration isolation requirements must be provided for all equipment (floor mounted and suspended).

- a. For tenants with roof equipment, exhaust fans and RTU's often create excessive noise both in the kitchen and outside and may require additional sound attenuation.
 - b. The design of all equipment supports and their connections to the shell structure shall be provided by the tenant. Submit details and calculations for design of these items, including loads imposed on the base building structure prepared by a structural engineer licensed in the State of Utah for Landlord review.
 - c. Speaker systems must provide sound attenuation materials and installation methods so as not to infringe on adjacent tenants quiet enjoyment.
 - d. Speakers must be located +/- 20ft from store entry.**
 - e. Speakers located within 20' of the storefront entry must be equipped with separate volume controls.**
7. **Seismic Joints:** Tenant shall procure and install the seismic joint finish cover within the lease areas as needed. Refer to detail A2 on A4.93.
8. **Core Brace Attachment (i.e. X Brace):** the following are guidelines regarding attachments to the Core Braces. It is acceptable to attach light, non-rigid finishes such as stud tracks or drywall. Typically, such items could be attached via tack welds and self-taping screws and must be approved by Tenant Coordination.
- a. The Following attachments are prohibited:
 - i. The protected zones should be off limits as shown on CoreBrace sheet 101 and described in section 7.4 of AISC 341-05
 - ii. Anything regarding life safety issues should not be attached to the braces, i.e. stairs, elevator guard rails, etc.
 - iii. Anything that would cause the braces to carry additional loads, i.e. beams that would transfer gravity, or girts at the perimeter of the structure that would transfer lateral loads.
 - iv. Mechanical, electrical, and plumbing, fire sprinkler, etc.
 - v. In general, anything so rigid that it would prohibit the brace from properly functioning during a seismic event.
 - vi. Small powder actuated fasteners.

Floor - General Requirements

1. **Transitions:** All floor finishes at the storefront lease line shall be the same finish floor elevation (flush) as the Landlord's mall floor. **See Entry Vestibule Details on website for entry conditions (vary throughout the Center).**
 - a. All toilet rooms are to have an ADA compliant marble threshold (or equivalent) to contain water in the event of a leak.
 - b. Spaces 223, 223A and 225 will require floor finish thickness of 1/4" or less at the lease line due to floor level conditions in spaces. See **Entry Vestibule Details** on website for entry conditions.
2. **Expansion Joints:** Expansion joints in sales areas must be detailed and illustrated in the

Construction Documents. Expansion joint material must be compatible with the floor finish materials.

3. **Anti-Fracture Membrane - Floor Isolation:** It is recommended to install an Anti-Fracture Membrane at the column lines, transitions between the structural slab / geo-foam supported slabs, and any shrinkage cracks that are evident. Depending on the condition and exposure of the area it may be beneficial to treat the entire area.

MECHANICAL DESIGN

Landlord Provisions

a. Condenser Water Supply Central System

- i. Constant volume condenser water system with varying cooling tower fan speeds to maintain leaving water temperature setpoint.
- ii. Condenser water system is for cooling and heating.
- iii. Condenser water loop with valved and capped points of connection in each tenant space, tenant to verify location of tap(s) in field.
- iv. Outside Air Ventilation:
 - a. Tenant will be required to provide a single duct VAV terminal box between the Landlord's outside air duct and the Tenant's WSHP.
- v. Landlord condenser water system operates during business hours only

b. Landlord Provided Condenser Water Characteristics

- i. Condenser Water Supply Rate – 1.2 GPM / 100 FT²
 - a. Level 1 Retail Tenants @ 250 SF/Ton
 - b. Level 2 Retail Tenants @ 250 SF/Ton
- ii. Condenser Water Supply Temperature Range
 - a. Summer – 80° F to 90° F
 - b. Winter – 60° F to 70° F

c. Design Conditions (Based on Governing Energy Code)

- i. Indoor Conditions
 - a. Summer – Minimum 75° FDB
 - b. Winter – Maximum 70° FDB
 - c. Lighting – Watts/SF as allowed per governing codes
 - d. Occupancy – 1 person / 75 SF
 - e. Sensible Heat Gain – 250 BTU/HR/person
 - f. Latent Heat Gain – 250 BTU/HR/
- ii. Outdoor Conditions
 - a. Summer – 93° FDB / 62° FWB
 - b. Winter – 9° FDB

d. Toilet Exhaust System

- i. Point of connection within tenant space (tenant to verify size, location, and number of taps in field).

2. Tenant General Requirements

- a. Tenants designated to install Individual Heating, Ventilating and Air Conditioning Systems:**

- i. Each Tenant shall provide its own individual system as designated by specific lease requirements (i.e. heating, ventilation and air-conditioning equipment and controls, ducts, insulation, water supply, venting and drainage, fresh air supply and return, exhaust and make-up air, dehumidification and humidification equipment, water saving equipment and all structural, plumbing and electrical work related thereto). All equipment shall be designed in accordance with governing codes and adhere to the criteria below where applicable.
- b. Base Building Systems**
 - i. Tenant shall not make modifications to landlord's base building systems without prior approval from landlord.
 - ii. Any damage done to the landlord's base building or systems by tenant during construction shall be repaired by the landlord at the tenant's expense.
- c. Professional Engineer:** Tenant shall engage a professional engineer licensed in the state of Utah to prepare mechanical construction drawings and specifications.
- d. Load Calculations:**
 - i. Tenant shall include space load calculations on the construction drawings.
 - ii. Calculations shall conform to Utah Building Code – Energy Conservation, ASHRAE standards, and the landlord provided design conditions.
- e. Construction Standards:** All mechanical work shall be installed per governing codes and the landlord's tenant criteria.
- f. As-Builts:** Upon completion of tenant build out, the tenant shall provide one (1) set of pdf as-built plans for all mechanical work to the landlord.
- g. Testing and Balancing**
 - i. The tenant shall use an AABC or NEBB certified HVAC balancing contractor to adjust and balance the tenant's HVAC systems.
 - ii. Balance shall be done per the design air quantities indicated on the tenant's design drawings, but not in excess of airflow capacity designated by the Landlord.
 - iii. **Balancing of terminal units must be completed with the landlord's required BAS contractor being present.**
 - iv. A certified balancing report must be submitted to the landlord for review and approval at least two weeks prior to opening of the leased premises or as directed by landlord.
 - v. If balancing is not performed by tenant the landlord shall balance the tenant's HVAC system at the tenant's expense.
- h. Space Odors:** Tenants that produce odors must make provisions for maintaining acceptable negative air pressures within their space with respect to adjacent tenants and the mall concourse. **All exhaust roof equipment**

needs to be pointed away from outside air intakes and locations approved by the landlord.

- i. **Existing Work:** Existing systems from previous tenant cannot be abandoned in place and must be demolished entirely if not being re-used.
- j. **Roof Openings:** Cutting and patching of roof openings shall be performed by the landlord's contractor at tenant's expense.
- k. **Labeling:** Equipment shall be labeled as required by landlord tenant construction rules and regulations manual.
- l. **Mechanical Load Calculation Check Sheets**
 - i. Shall be certified by engineer of record
 - ii. Submit with construction documents for landlord review process

3. Tenant Equipment and Control Requirements

- a. **Equipment Access:** Proper access shall be provided and maintained for landlord and tenant installed equipment/accessories.
- b. **Water Source Heat Pumps**
 - i. Indoor self-contained water source Heat Pump unit(s) provided with the following:
 - a. Resistance heating if required
 - b. Thermostat and unit controller for standalone operation
 - c. Auxiliary condensate drain pan
 - d. BACNet Interface
- c. **OA VAV Terminal Units Only**
 - i. Tenants shall provide a minimum of one (1) VAV terminal unit as follows:
 - a. Single Duct terminal unit(s)
 - b. Compatible with direct digital controls
- d. **VAV Terminal Unit Controls**
 - i. Tenant shall use landlord required BAS contractor to furnish and install VAV box controller(s), thermostat(s), zone sensor(s), and all associated control wiring at tenant's expense.
 - ii. Due to conflicts with the landlord BAS system, Tenants shall not connect their VAV to their own BAS or remotely control their power to their space/unit each night (turning off the VAVs in the process). This requires the center to manually reset the VAV(s) each day.
 - iii. All control wiring shall be installed in conduit.
 - iv. Prior to the start of demolition, the tenant shall have the landlord required contractor safe off existing VAV controls that will not be re-used at tenant's expense if applicable.
- e. **Roof Mounted Equipment**
 - i. Tenant rooftop equipment shall be located in areas designated by landlord at specified heights and shall submit a roof plan showing all existing and new equipment within the vicinity of the tenant space.

- a. Should the weight or location of tenant rooftop equipment require additional supports, screens, catwalks, roof hatches, etc. they shall be provided by the tenant according to the landlord's specifications.
 - ii. Tenant shall submit a roof loading analysis and support details prepared by a structural engineer registered in Utah. All equipment shall be mounted on rails or roof curbs and anchored to the supporting structure to withstand wind and seismic effects per governing codes. Anchorage requirements shall be provided on mechanical plans.
 - iii. Roof equipment placement shall be done by crane or helicopter, equipment shall not be rolled across or improperly rested upon the roof. An equipment pick plan shall be submitted to the landlord for approval before commencement of rooftop equipment placement work.
 - iv. All rooftop equipment shall be painted according to landlord's specifications.
- f. Restroom Exhaust Fans**
 - i. Inline or ceiling mounted.
 - ii. Connect to landlord provided toilet exhaust duct main.
- g. Auxiliary Heat**
 - i. All tenant supplemental heating equipment shall be approved by landlord.
 - ii. Reheat of conditioned supply air is not permitted per governing codes.
 - iii. Electrical resistance heating shall be powered from tenant's panel.
- h. Fire Dampers**
 - i. Shall be UL listed.
 - ii. Provide at locations where ductwork penetrates a fire rated assembly.

4. Tenant Material and Installation Requirements

- a. ***Tenant Interface Drawings: Refer to Schematic Diagrams of HVAC & BAS Systems Diagrams for more information on tenant fit out guidelines and connections to landlord systems.***
- b. Hangers and Supports**
 - i. Shall be supported from structural members only (not secured to the deck above).
 - ii. Additional intermediate structural supports for hangers shall be installed as needed upon landlord approval.
 - iii. All duct hangers exposed to public view shall be wire or rod type, shall be evenly spaced, and shall be grouped as much as possible with other trades for uniformity.
- c. Main and Branch Ductwork**

- i. Shall be fabricated of minimum 26 gauge galvanized steel, flexible ductwork is permitted for final connection to air devices (maximum length as specified per governing code).
- ii. Main duct branch connections shall be via 45 degree entry, bellmouth, or conical type and shall be provided with a locking quadrant type volume damper.
- iii. Square and rectangular duct elbows shall have double thickness turning vanes.
- iv. Supply and outside air ductwork shall be insulated as required by governing codes.

d. SMACNA Ductwork Construction Standards

- i. Duct Class – 2 in. water gauge
- ii. Seal Class – A
- iii. Rectangular Metal Leakage Class – 6
- iv. Round Metal Leakage Class – 3

5. Tenant Food Service Requirements

a. Kitchen Hoods

- i. Type I hoods shall be installed where cooking appliances produce grease or smoke as a result of the cooking process.
 - a. Shall include UV light system for grease mitigation in ductwork.
 - b. Shall be provided with an approved automatic fire suppression system complying with governing codes.
- ii. Type II hoods shall be installed above dishwashers and appliances that produce heat or moisture and do not produce grease or smoke as a result of the cooking process.
- iii. Kitchen hoods shall be constructed and installed as required by governing codes.

b. Grease Ductwork

- i. Grease ductwork shall be constructed, installed, and tested as required by governing codes.
- ii. Grease ductwork shall be encompassed by an approved rated enclosure where required by governing codes.
- iii. Routing of grease ductwork and placement of access doors beyond the tenant's space shall be approved by landlord.

c. Kitchen Exhaust Fans

- i. Shall be up-blast discharge type bearing evidence of UL & NSF approval for kitchen exhaust service.
- ii. Locate a minimum of 30 feet horizontally away from outside air intakes or openings to the building. Exhaust must be pointed away from outside air intakes and locations confirmed with the landlord.
- iii. Grease drain and trap.

- iv. Cleanout port.
- v. G2 grease guard rooftop defense system
- vi. Minimum 40" discharge above the roof.

d. Pollution Control Units (PCU)

- i. A PCU shall be provided as required by governing codes.
- ii. Landlord reserves the right to require tenant to provide a pollution control unit if kitchen exhaust fans do not meet the minimum landlord required distance from outside air intakes or openings into building.
- iii. PCUs shall be factory assembled and capable of significantly reducing smoke, grease, and odor from the exhaust air stream
- iv. PCUs shall be provided with an approved fire-extinguishing system and an internal detection system capable of activating fire-extinguishing system protecting the unit.

e. Make-Up Air Units

- i. Make-up air units shall be installed a minimum of 36" above the roof surface.
- ii. Make-up air units shall be interlocked to start with the associated exhaust air system

f. General Maintenance

- i. Food service tenants shall clean their filters, hoods, duct systems, and grease collecting devices on a regular basis as determined by landlord.
- ii. Tenants shall take the appropriate steps necessary to prevent the depositing and accumulation of grease on the roof, damage to the roof resulting from tenant neglect shall be repaired by the landlord at tenant's expense.
- iii. The Landlord reserves the right to maintain the tenant's hoods, duct systems, and grease collecting devices at Tenant's expense.

g. Kitchen Systems

- i. Shall be designed and constructed such that the space is maintained at a negative pressure relative to the mall common area.
- ii. Tenant make-up air systems shall replace the minimum amount of exhaust air as required by governing codes.

h. Duct Lining: Food service tenants shall not use internally lined ductwork.

PLUMBING DESIGN

1. Landlord Provisions

- a. **Domestic Water:** Point of connection within leased premises, tenant to verify size and location in field.
- b. **Sanitary Waste:** Point of connection below leased premises, tenant to verify size and location in field. Confirm POC is connected to main line.
- c. **Sanitary Vent:** Point of connection within leased premises, tenant to verify size and location in field.
- d. **Grease Waste:** Point of connection may be existing for food and beverage service tenants, tenant to verify existence and location in field. Confirm POC is connected to main line.
- e. **Gas Manifold:** Provided by utility company located in exterior service courts, tenant to verify location and capacity in field. Gas piping to leased premises may be existing from previous tenant and can be reused if deemed to be in acceptable condition upon inspection and test.

2. Tenant General Requirements

a. **Base Building Systems**

- i. Tenant shall not make modifications to landlord's base building systems without prior approval from landlord.
- ii. Any damage done to the landlord's base building or systems by tenant during construction shall be repaired by the landlord at the tenant's expense.

- b. **Professional Engineer:** Tenant shall engage a professional engineer licensed in the state of Utah to prepare plumbing construction drawings and specifications.
- c. **Construction Standards:** All plumbing work shall be installed per governing codes and the landlord's tenant criteria.
- d. **As-Builts:** Upon completion of tenant build out, the tenant shall provide one (1) set of pdf as-built plans for all plumbing work to the landlord.
- e. **Plumbing Calculations:** Plumbing tabulations shall be provided on drawings to include water supply fixture units (WSFU), drainage fixture units (DFU), and grease interceptor sizing calculations (if applicable).
- f. **Tenant Criteria Sections:** Refer to Architectural and Structural sections of tenant criteria for information on floor and wall construction requirements.
- g. **Existing Work:** Existing systems from previous tenant cannot be abandoned in place and must be demolished entirely if not being re-used.
- h. **Roof Openings:** Cutting and patching of roof openings shall be performed by the landlord's contractor at tenant's expense.
- i. **Labeling:** Equipment and piping shall be labeled as required by landlord tenant construction rules and regulations manual.
- j. **Plumbing Facilities:** Please see current governing codes and Mall Criteria for any requirements.

3. Tenant Equipment and Fixture Requirements

- a. Equipment Access:** Proper access shall be provided and maintained for landlord and tenant installed equipment/accessories.
- b. Water Meter**
 - i. Refer to Landlord Team for any requirements.
- c. Water Heaters**
 - i. Tenants shall provide instantaneous or storage type water heater(s) as required.
 - ii. Storage type water heaters shall be floor mounted and provided with the following:
 - a. Vacuum relief valve
 - b. Temperature and pressure relief valve with discharge piping to an indirect waste receptor
 - c. 3/4" drain valve with male garden hose threads
 - d. Heat trap nipples
 - e. Expansion tank
 - f. Minimum 24 gage galvanized steel drain pan with discharge piping to an indirect waste receptor
- d. Plumbing fixtures**
 - i. Shall be commercial grade.
 - ii. Shall Comply with ADA guidelines.
 - iii. Shall not exceed code specified maximum flow rates.
 - iv. A minimum of one (1) mop sink shall be provided within tenant space concealed from public view.
 - v. Restrooms, janitor closets, etc. shall include at least one (1) floor drain, minimum size 3" (all floor drains shall be provided with trap primers).
- e. Hair interceptors**
 - i. Shall be installed on all sinks, basins, special sanitary units, etc. which in any way receive human or animal hair.
 - ii. All hair interceptors must be made accessible and maintained.
- f. Heat Trace:**
 - i. Provide heat tracing on all pipe subject to freezing. These pipes include but are not limited to sanitary sewer traps, trap primer piping, grease waste piping and cold-water piping installed in unconditioned spaces.

4. Tenant Material and Installation Requirements

- a. *Tenant Interface Drawings: Refer to Schematic Diagrams of HVAC & BAS Systems Diagrams for more information on tenant fit out guidelines and connections to landlord systems.***

b. Hangers and Supports

- i. Shall be supported from structural members only (not secured to the deck above).
- ii. Additional intermediate structural supports for hangers shall be installed as needed upon landlord approval.
- iii. Cast iron pipe must be supported at least every five feet and at every joint/fitting.
- iv. All hangers exposed to public view shall be evenly spaced and grouped as much as possible with other trades for uniformity.

c. Domestic Water Piping

- i. Above Grade: Type L drawn-temper copper tubing conforming to ASTM B88 with solder-joint fittings.
- ii. Below Grade: Type K drawn-temper copper tubing conforming to ASTM B88 with solder-joint fittings.
- iii. All valves for domestic water shall have a minimum CWP rating of 125 psi.

d. Sanitary Waste and Vent Piping

- i. Above Grade: Service weight hubless cast-iron pipe conforming to ASTM A 888 with stainless steel shield and clamps no-hub coupling.
- ii. Below Grade: Solid-wall schedule 40 PVC conforming to ASTM D 2665 with PVC socket fittings.

e. Gas Piping

- i. Black steel schedule 40 pipe conforming to ASTM A 53 with steel press-connect fittings conforming to CSA LC-4 or as may be required by governing codes and landlord's insurance provider.
- ii. All valves for natural gas piping shall be bronze plug valves with a minimum pressure rating of 125 psi.
- iii. Tenants requiring natural gas shall arrange for gas service directly with gas utility.
- iv. Tenant shall install all gas piping to and within their space.
- v. All exterior gas piping shall be painted per landlord's specification.
- vi. Gas piping on roof shall be installed on landlord specified roller supports.
- vii. Gas piping shall be labeled per governing codes along with the tenant's name and space number.
- viii. Tenant shall purchase and install gas pressure regulating valves as required.

f. Condensate Piping: Shall be routed to an indirect waste receptacle as required by governing code.

g. Pipe Sleeves: Shall be installed for penetrations through floor slabs.

h. Escutcheons: Shall be provided at pipe penetrations through walls and partitions within finished areas.

- i. **Insulation:** All hot water and condensate piping shall be insulated as required by governing codes and be rated for use in a return air plenum.
- j. **Drain Pans:** Tenants located above any base building or Tenant mechanical/electrical rooms shall install drain pans below all piping installed by tenant (running through the rooms), properly drain and comply with all local and state codes.

5. Tenant Food Service Requirements

a. Grease Waste

- i. Tenant shall provide a grease waste disposal system in accordance with governing codes.
- ii. Certain tenant spaces as designated by landlord have been provided with a grease waste system point of connection routed to an external grease interceptor.
- iii. ***A floor mounted grease interceptor shall be provided for each three (3) compartment sink.***
- iv. Tenant furnished grease interceptors shall be in accordance with governing codes.
 - a. Provide grease waste sampling port as required by governing code.

b. Floor Drains

- i. Kitchens, walk in coolers, and other wet areas shall include at least one (1) floor drain, minimum size 3" (all floor drains shall be provided with trap primers).

c. Condensate Piping

- i. Rooftop air conditioning unit condensate line routing shall be coordinated with landlord.

ELECTRICAL DESIGN

1. Landlord Provisions

a. Electrical Service

- i. 277/480 Volt, 3 Phase, 4 Wire, 60 Hertz

b. Metering Switchboard

- i. In-line meter compartment
 - a. Tenant shall coordinate with utility company for installation of meter or use of existing meter

c. Telecommunications

- i. Telecommunications service backbone from minimum point of entry (MPOE) to intermediate distribution frames (IDF) throughout the center.
- ii. Point of connection to IDF located within tenant space for connection by tenant, tenant to verify location in field.

2. Tenant General Requirements

a. Base Building Systems

- i. Tenant shall not make modifications to landlord's base building systems without prior approval from landlord.
- ii. Any damage done to the landlord's base building or systems by tenant during construction shall be repaired by the landlord at the tenant's expense.

b. Professional Engineer: Tenant shall engage a professional engineer licensed in the state of Utah to prepare electrical construction drawings and specifications.

c. Constructions Standards: All electrical work shall be installed per governing codes and the landlord's tenant criteria.

d. As-Builts: Upon completion of tenant build out, the tenant shall provide one (1) set of pdf as-built plans for all electrical work to the landlord.

e. Existing Work: Existing systems from previous tenant cannot be abandoned in place and must be demolished entirely if not being re-used.

f. Roof Openings: Cutting and patching of roof openings shall be performed by the landlord's contractor at tenant's expense.

g. Compliance Forms: Tenant shall complete energy compliance forms as required per governing codes.

h. Electrical Data Tabulation Sheets

- i. Shall be certified by engineer of record
- ii. Submit with construction documents for landlord review process

i. Labeling: Equipment shall be labeled as required by landlord tenant construction rules and regulations manual.

3. Tenant Equipment and Fixture Requirements

- a. Required Access:** Proper access shall be provided and maintained for landlord and tenant installed equipment, junction boxes, and accessories.
- b. Electrical Meter**
 - i. **Tenant shall coordinate with utility company for installation of meter.**
- c. Circuit Breakers**
 - i. Tenant shall furnish circuit breaker and landlord required contractor shall install at tenant's expense for electrical service in landlord provided metering switchboard.
- d. Panelboards**
 - i. Provide panelboard(s) designed for 20% minimum spare ampacity (based on connected load) and 20% spare breaker space.
 - ii. Loads shall be balanced across all phases.
 - iii. **Ensure sufficient space in front of electrical equipment is provided to meet electrical code requirements. Consider marking the floor areas in front of electrical equipment to ensure items are not placed or stored in these areas.**
- e. Transformers**
 - i. Provide three phase dry type transformer
 - ii. Transformers shall be mounted on the floor or structural wall, not from the building structure or demising walls.
- f. Lighting Fixtures (Refer to Architectural Design Section)**
- g. Exit/Emergency Lighting System**
 - i. Tenant shall provide exit and emergency lighting system as required by governing codes.
 - ii. Emergency lighting shall be battery-operated with recessed or twin-head configuration.
 - iii. In areas visible to customers, battery assembly for exit and emergency lights shall be concealed and remote type light fixtures used.
 - iv. Exit signs must be green on edge lit or white background per governing codes.
- h. Signage**
 - i. Circuits serving sign(s) shall be connected by a time switch.
- i. Telecommunications CCC does not use Granite**
 - i. CCC Preferred service providers are:
 - a. Comcast (preferred)
 - b. CenturyLink (alternate)
 - ii. Telecommunications Closet to the tenant's leased premises shall be the responsibility of the Tenant.
- j. Television and Security Systems**
 - i. The installation of any roof mounted antennas or equipment must be approved by landlord and installed by landlord required contractor.

- ii. All equipment shall be mounted on rails and anchored to the supporting structure to withstand wind and seismic effects per governing codes.

- i. The use of sled, ballast, or platform mounts are not permitted.

k. Service Call System

- i. Tenant shall provide and install a buzzer call system located at the back service corridor.
- ii. Buzzer call system shall not be audible in sales floor area.

4. Tenant Material and Installation Requirements

a. *Tenant Interface Drawings: Refer to Schematic Diagrams of HVAC & BAS Systems Diagrams for more information on tenant fit out guidelines and connections to landlord systems.*

b. Hangers and Supports

- i. Shall be supported from structural members only (not secured to the deck above).
- ii. Additional intermediate structural supports for hangers shall be installed as needed upon landlord approval.
- iii. All hangers exposed to public view shall be evenly spaced and grouped as much as possible with other trades for uniformity.

c. Electrical Wiring

- i. All conductors shall be insulated soft-drawn annealed copper type THHN/THWN building wire and color coded (aluminum conductors are not allowed).
- ii. Tenant shall provide electrical service feeders in conduit from landlord's metering switchboard to tenant's premises.
 - a. Electrical feeders shall be sized for no more than a three percent (3%) voltage drop.

d. Conduit

- i. **All electrical wiring systems shall be in conduit (metal-clad cable is not permitted).**
- ii. **All exterior electrical wiring shall be in rigid metal conduit (RMC).**
- iii. Speaker, security, or other low voltage wiring within the tenant's leased premises shall be installed in conduit.

e. Neutral Conductor

- i. The neutral conductor shall not be bonded to ground at the tenant's electrical distribution equipment. The ground fault protection in the landlord's distribution system will not function properly if the neutral is bonded to ground anywhere.

FIRE ALARM DESIGN

1. Landlord Provisions

- a. **Fire Alarm Panel:** Located in base building Fire Command Center.
- b. **Tenant Interface Junction Box (TIB)**
 - i. Signaling and notification circuits from base building fire alarm panel routed to terminal strip within TIB for future connection by tenant.
 - ii. Tenant to verify location of TIB in field.

2. Tenant General Requirements

a. **Base Building Systems**

- i. Tenant shall not make modifications to landlord's base building systems without prior approval from landlord.
- ii. Any damage done to the landlord's base building or systems by tenant during construction shall be repaired by the landlord at the tenant's expense.

b. **Required Contractor: Tenant shall engage landlord required contractor to prepare fire alarm construction drawings/specifications and install the fire alarm system within the tenant's space.**

c. **Construction Standards:** All fire alarm work shall be installed per governing codes and the landlord's tenant criteria.

d. **As-Builts:** Upon completion of tenant build out, the tenant shall provide one (1) set of pdf as-built plans for all fire alarm work to the landlord.

e. **Existing Work**

- i. Existing systems from previous tenant cannot be abandoned in place and must be demolished entirely if not being re-used.
- ii. Tenant shall use landlord required contractor to safe-off fire alarm system before any demolition work occurs.

f. **Labeling:** Equipment shall be labeled as required by landlord tenant construction rules and regulations manual.

3. Tenant Equipment and Control Requirements

a. **Code Compliance:** Tenant is required to provide a code compliant fire alarm system within their leased premises as required by governing codes and in accordance with NFPA 72, tenant shall use landlord required contractor for design and install of fire alarm system within the leased premises.

b. **Fire Alarm System Devices:** Tenant will provide and install all initiating devices, notification appliances, addressable modules, auxiliary power supplies, junction boxes, etc. as required by governing codes and landlord specifications.

c. **Junction Box:** Tenant is required to connect fire alarm system serving the leased premises to the landlord provided tenant interface junction box (TIB).

d. **HVAC Systems**

- i. Tenants providing independent packaged rooftop HVAC systems shall provide unit or duct mounted smoke detectors per landlord

tenant construction rules and regulations manual, addressable through the center's fire alarm system.

- ii. All tenant provided supplemental ducted HVAC equipment shall interface with the center's fire alarm system for appropriate sequencing during a fire alarm emergency.

- e. ***Final Acceptance: Testing of the tenant fire alarm system shall be performed by the landlord required contractor concurrent with the base building fire alarm system at the tenant's expense.***

FIRE PROTECTION DESIGN

1. Landlord Provisions

a. Tenant Fire Service Main (TFSM)

- i. Ordinary hazard pipe scheduled fire protection sprinkler system main routed to tenant space with a point of connection for tenant use.
 - a. Tenant is only allowed one (1) point of connection of fire protection sprinkler system main.
 - b. Tenant to verify location in field.
- ii. Fire protection sprinkler system is provided with a supervised alarm system, the system is monitored by the local fire department, center security, and various alarm companies.

2. Tenant General Requirements

a. Base Building Systems

- i. Tenant shall not make modifications to landlord's base building systems without prior approval from landlord.
- ii. Any damage done to the landlord's base building or systems by tenant during construction shall be repaired by the landlord at the tenant's expense.

b. Required Contractor

- i. Tenant shall use landlord required contractor to prepare fire sprinkler shop drawings and perform scope of work.
- ii. Fire sprinkler drawings and calculations must be submitted to landlord's insurance provider for approval before commencement of work.

c. Construction Standards: All fire protection work shall be installed per governing codes, the landlord's tenant criteria, and the landlord's insurance provider.

d. As-Builts: Upon completion of tenant build out, the tenant shall provide one (1) set of pdf as-built plans for all fire protection work to the landlord.

e. Existing Work

- i. Existing systems from previous tenant cannot be abandoned in place and must be demolished entirely if not being re-used.
- ii. Tenant shall use landlord required contractor to safe-off fire sprinkler system before any demolition work occurs.

f. Service Interruptions: All fire protection work must be accomplished without interrupting fire protection service to the remainder of the center during operating hours.

g. Tenant Responsibility: Tenant shall be solely responsible for the fire protection system within the leased premises.

h. High Piled Storage: Where storage/merchandise is high piled or hazard commodities are stored, coordinate design criteria with NFPA and landlord insurance provider.

i. Mobile Storage Shelving:

The solid shelving on mobile storage systems should be wire mesh shelves to allow for adequate flue spaces on the mobile (compact) storage systems. Manufacturers typically offer two options for “wire grid” shelf decking, one with 2 in. by 4 in. openings and the other with 1 in. by 4 in. openings. A less desirable alternative would be to install minimum 3 in. bumper extenders every 4 ft. to 5 ft. throughout the mobile storage system.

3. Tenant Material and Installation Requirements

a. System Components: All fire protection sprinkler system components shall be UL listed and landlord insurance provider approved.

b. Pipe Material

i. Minimum schedule 40 steel pipe conforming to ASTM A53 is required.

c. Sprinkler Heads

i. Sprinkler heads at the storefront, in show windows, and in all hard-surface ceilings must be fully concealed type.

ii. Semi-recessed (or concealed) type heads may be used in lay-in or other approved type ceiling systems (where accessible to the public).

iii. Fully pendant type sprinkler heads are permitted only in stock/storage or open ceiling areas.

iv. No stock or merchandise shall be within 18” of sprinkler heads.

v. All walk-in coolers / freezers shall be provided with a minimum of one dry sprinkler head as required by governing codes and/or landlord insurance provider.

vi. Ductwork greater than 4 ft. or a combination of requires sprinkler protection to be extended below the ductwork as required by governing codes and/or landlord insurance provider.

d. Valves

i. Individual tenant control valves are not allowed in the sprinkler system.

ii. Permanent system isolation valves are not permitted in the system.

iii. Valve operation and alarm system are accomplished at source by landlord.



E & S
CONSTRUCTION ENGINEERS, INC.
4326 MOUNTAIN ROAD
PASADENA, MARYLAND 21122
(410) 360-2280

PROJECT

City Creek Center

PROJECT
NUMBER

2020022

DATE

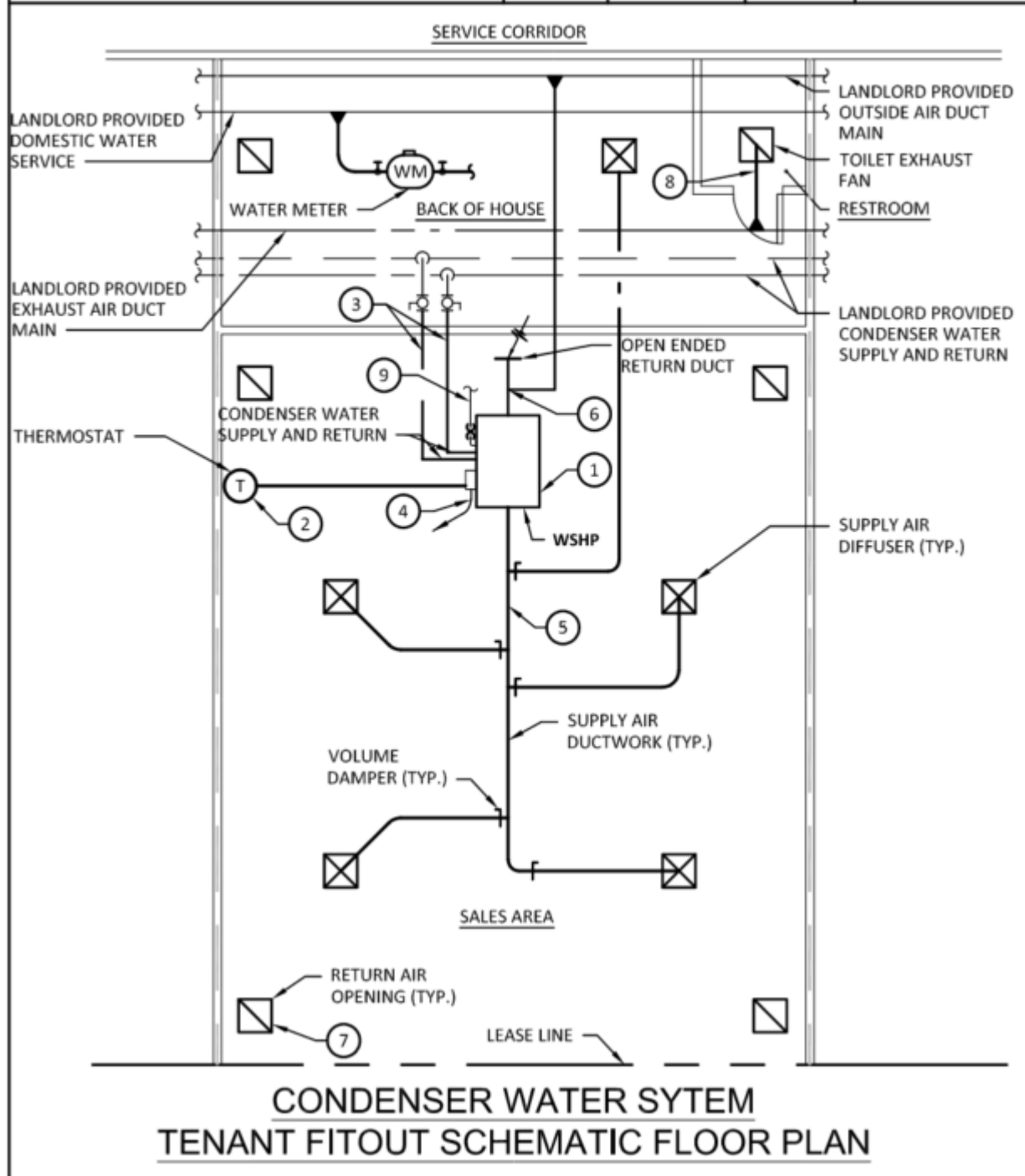
03-31-2021

BY

RV

PAGE
NUMBER

1 OF 5





E & S
CONSTRUCTION ENGINEERS, INC.
4326 MOUNTAIN ROAD
PASADENA, MARYLAND 21122
(410) 360-2280

PROJECT	City Creek Center		
PROJECT NUMBER	2020022	DATE	03-31-2021
BY	RV	PAGE NUMBER	2 OF 5

DRAWING KEY NOTES:

① TENANT WATER SOURCE HEAT PUMP (WSHP)

TENANT SHALL BE RESPONSIBLE FOR FURNISHING AND INSTALLING WATER SOURCE HEAT PUMP(S) AS REQUIRED TO CONDITION LEASED PREMISES. REFER TO WATER SOURCE HEAT PUMP DETAIL FOR INFORMATION ON WSHP REQUIRED ACCESSORIES AND CONNECTIONS. ACCESS TO WSHP(S) THROUGH CEILING MUST BE PROVIDED AND MAINTAINED BY TENANT.

② UNITARY CONTROLLER & PROGRAMMABLE THERMOSTAT

THE WSHP SHALL BE PROVIDED WITH A CONTROLLER CAPABLE OF OPERATING THE EQUIPMENT INDEPENDENTLY OF THE CENTER'S BUILDING AUTOMATION SYSTEM. A PROGRAMMABLE THERMOSTAT WIRED TO THE UNITARY CONTROLLER SHALL BE WALL MOUNTED 48" ABOVE FINISHED FLOOR IN THE AREA TO BE CONTROLLED AND IN A LOCATION THAT IS NOT RESTRICTED FROM AIR CIRCULATION.

③ CONDENSER WATER PIPING

TENANT SHALL PROVIDE CONDENSER WATER PIPING FROM THE LANDLORD POINT OF CONNECTION WITHIN THE LEASED PREMISES TO EACH WSCU. PROVIDE A SINGLE HIGH POINT MANUAL AIR VENT FOR USE DURING STARTUP AND A MINIMUM OF TWO (2) LOW POINT DRAINS (ONE ON EACH SIDE OF WSCU) IN TENANT CONDENSER WATER LOOP.

④ ELECTRICAL SERVICE TO WSCU

TENANT SHALL PROVIDE A DEDICATED POWER FEED FROM TENANT PANEL TO EACH WSCU AND A SERVICE DISCONNECT SWITCH ADJACENT TO EACH WSCU UNIT FOR SERVICING OF EQUIPMENT. ACCESS TO THE DISCONNECT SWITCH SHALL BE PROVIDED AND MAINTAINED.

⑤ SUPPLY AIR SYSTEM

SUPPLY AIR DUCTWORK SHALL BE RIGID GALVANIZED SHEET METAL. ALL CONCEALED SUPPLY DUCTWORK SHALL BE EXTERNALLY INSULATED WITH A CONTINUOUS VAPOR BARRIER PER GOVERNING CODES. PROVIDE FLEXIBLE DUCT CONNECTIONS FOR ALL MECHANICAL EQUIPMENT.

⑥ OUTSIDE & RETURN AIR SYSTEM

TENANT SHALL PROVIDE AN OUTSIDE AIR FAN (IF REQUIRED) AND ASSOCIATED OUTSIDE AIR DISTRIBUTION DUCTWORK. ALL OUTSIDE AIR DUCTWORK SHALL BE RIGID GALVANIZED SHEET METAL AND EXTERNALLY INSULATED WITH A CONTINUOUS VAPOR BARRIER. THE OUTSIDE AIR DUCTWORK SHALL BE ROUTED/CONNECTED TO THE LANDLORD PROVIDED OUTSIDE AIR DUCT MAIN TAP WITHIN THE LEASED PREMISES. A MOTOR OPERATED DAMPER SHALL BE PROVIDED TO CLOSE OFF OUTSIDE AIR DUCTWORK WHEN WSCU IS NOT OPERATING. RETURN AIR DUCTWORK SHALL BE RIGID GALVANIZED SHEET METAL. PROVIDE FLEXIBLE DUCT CONNECTIONS FOR ALL MECHANICAL EQUIPMENT.

⑦ RETURN AIR DEVICES

TENANT SHALL FURNISH AND INSTALL RETURN AIR GRILLES THAT OPEN INTO THE RETURN AIR PLENUM ABOVE THE TENANT'S SPACE IN SIZE/QUANTITIES REQUIRED TO MAINTAIN A MAXIMUM 0.08 IN. W.G. STATIC PRESSURE DROP BASED OFF THE SMOKE EVACUATION SYSTEM AIRFLOW.



E & S
CONSTRUCTION ENGINEERS, INC.
4326 MOUNTAIN ROAD
PASADENA, MARYLAND 21122
(410) 360-2280

PROJECT

City Creek Center

PROJECT
NUMBER

2020022

DATE

03-31-2021

BY

RV

PAGE
NUMBER

3 OF 5

DRAWING KEY NOTES:

⑧ TOILET EXHAUST

TENANT SHALL PROVIDE TOILET EXHAUST FAN(S) WITH BACKDRAFT DAMPER AND ASSOCIATED EXHAUST DUCTWORK. EXHAUST DUCTWORK SHALL BE RIGID GALVANIZED SHEET METAL AND ROUTED/CONNECTED TO THE LANDLORD PROVIDED EXHAUST AIR DUCT MAIN TAP

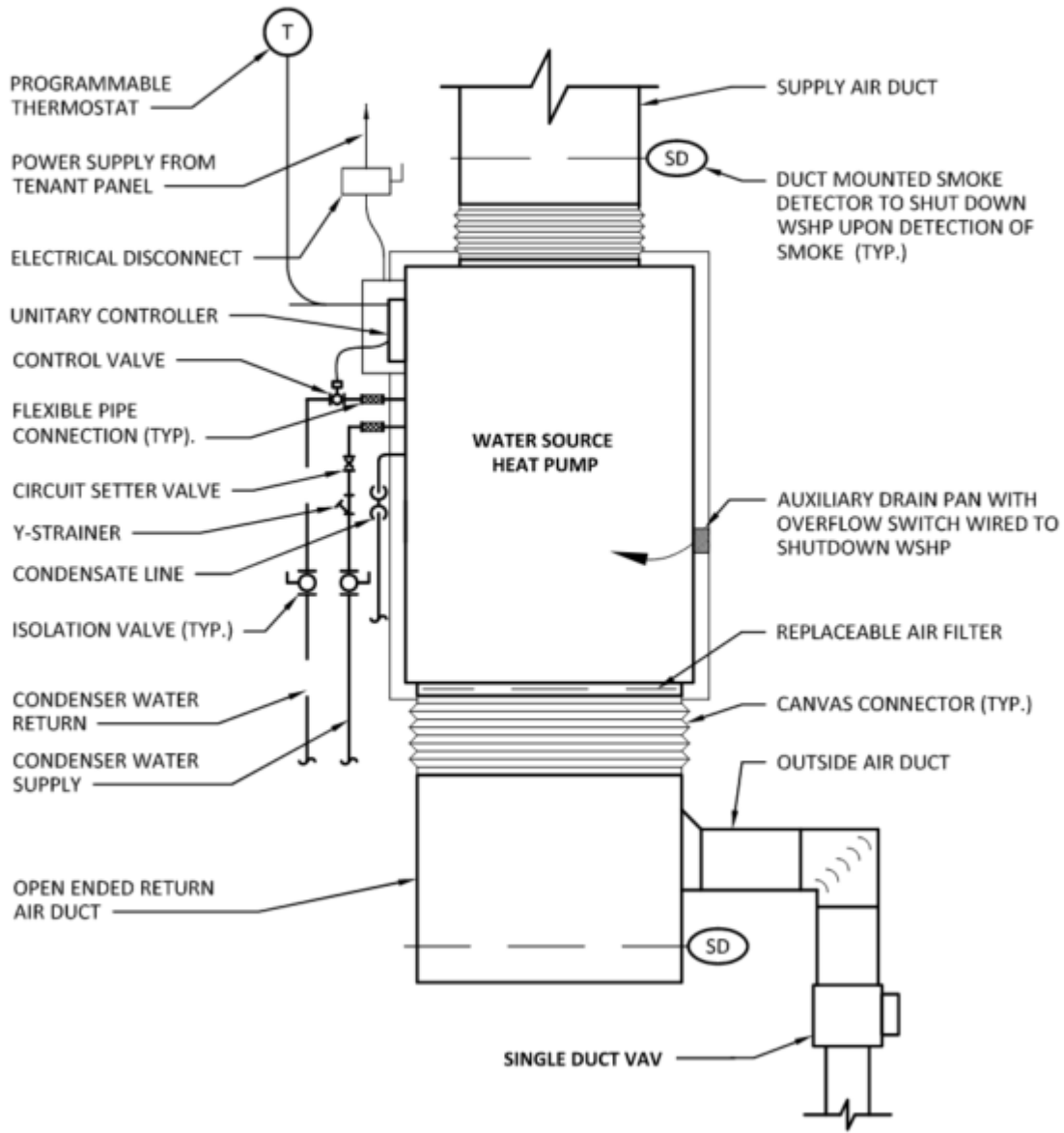
⑨ CONDENSATE CONTROL

THE TENANT SHALL PROVIDE A CONDENSATE TRAP AND CONDENSATE DRAIN PIPING FROM EACH **WSHP** ROUTED TO AN INDIRECT WASTE CONNECTION DISCHARGING TO THE SANITARY DRAINAGE SYSTEM. CONDENSATE OVERFLOW PROTECTION SHALL BE PROVIDED FOR EACH **WSHP** IN THE FORM OF AN ADDITIONAL WATERTIGHT PAN OF CORROSION-RESISTANT MATERIAL WITH A WATER LEVEL DETECTION DEVICE INSTALLED BENEATH THE COOLING COIL UNIT TO CATCH THE OVERFLOW CONDENSATE DUE TO A CLOGGED PRIMARY CONDENSATE DRAIN AND TO SHUT OFF THE EQUIPMENT.



E & S
CONSTRUCTION ENGINEERS, INC.
4326 MOUNTAIN ROAD
PASADENA, MARYLAND 21122
(410) 360-2280

PROJECT	City Creek Center		
PROJECT NUMBER	2020022	DATE	03-31-2021
BY	RV	PAGE NUMBER	4 OF 5



TENANT WATER SOURCE HEAT PUMP DETAIL



E & S
CONSTRUCTION ENGINEERS, INC.
4326 MOUNTAIN ROAD
PASADENA, MARYLAND 21122
(410) 360-2280

PROJECT

City Creek Center

PROJECT
NUMBER

2020022

DATE

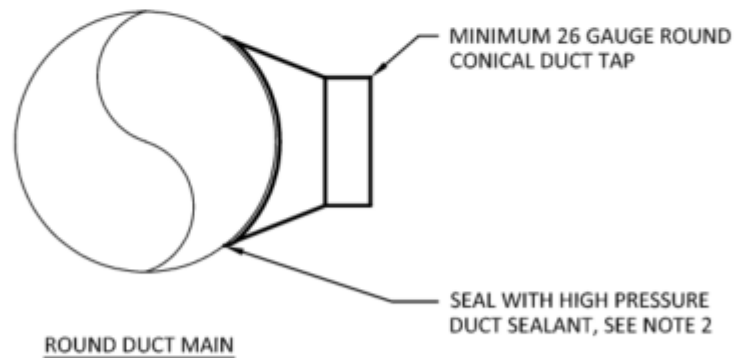
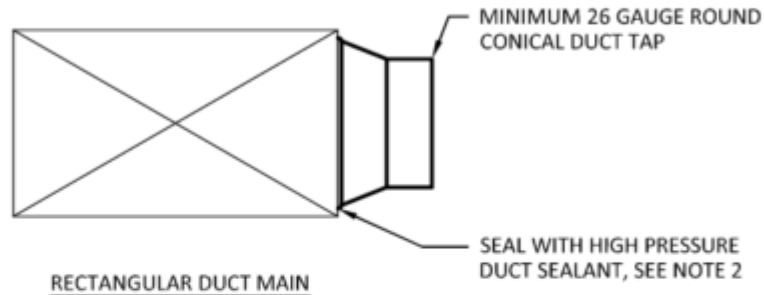
03-31-2021

BY

RV

PAGE
NUMBER

5 OF 5



NOTES:

1. TENANTS REQUIRING ADDITIONAL OUTSIDE OR EXHAUST AIR TAPS SHALL COORDINATE WITH LANDLORD FOR APPROVAL. MODIFICATIONS TO BASE BUILDING SYSTEMS SHALL BE INSPECTED BY THE LANDLORD PRIOR TO THE COVERING OF ANY WORK.
2. DUCT SEALANT SHALL BE UL 181 LISTED AND SHALL BE NONCOMBUSTIBLE OR SHALL HAVE A FLAME SPREAD INDEX NOT TO EXCEED 25 AND A SMOKE-DEVELOPED INDEX NOT TO EXCEED 50.

TENANT DUCTWORK MAIN CONNECTION DETAIL